

PM (6+1)×1 Multi-Mode Pump Combiner (PMMPC)

Description

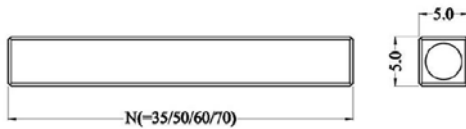
This PM (6+1)×1 multi-mode fiber combiner is designed for high power fiber laser application. It combines six pump lasers and one PM signal channel into one double cladding PM output fiber. Fiber type can be customized.

Key Features


- High Signal Transfer Efficiency
- High Pump Efficiency
- High PER
- Wavelength Insensitive
- Custom Configurations Available

Mechanical Dimension


C1: 50x5x5



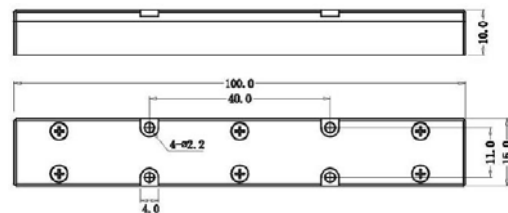
C2: Ø4x60



C4: 70x12x8



C7: 100x15x10



Unit: mm
Specifications

Parameters/Test conditions		Min	Typ.	Max	Unit	Note
1	Signal Operating Wavelength	1000	1064	1100	nm	
2	Pump Operating Wavelength	800		1000	nm	
3	Pump Fiber	Core Diameter		105	μm	Refer to fiber codes
4		Cladding Diameter		125	μm	
5		Numerical Aperture	0.15		-	
6	Signal Fiber	PM 15/125 SCF or PM 15/125 DCF				Refer to fiber codes
		Pump Efficiency (%)		Signal Insertion Loss (dB)		Power Handling (W, each port)
7	Output Fiber	PM 15/125 DCF	>90 (Typ. 93)		<0.7 (Typ. 0.5)	25
		PM 20/125 DCF	>90 (Typ. 93)		<0.7 (Typ. 0.5)	25
		PM 20/200 DCF	>95 (Typ. 97)		<0.7 (Typ. 0.5)	25
		PM 25/250 DCF	>95 (Typ. 97)		<0.7 (Typ. 0.5)	50
		PM 30/250 DCF	>95 (Typ. 97)		<0.7 (Typ. 0.5)	50
		PM 20/400 DCF	>95 (Typ. 97)		<0.7 (Typ. 0.5)	50
8	PER	18			dB	
9	M ²			1.3	-	
10	Optical Isolation	20			dB	
11	Fiber Length	0.8			m	Each port
12	Operating Environment Temperature	-5		+70	°C	
13	Operating Humidity	5		95	%RH	Not recommend in high humidity for long time.
14	Storage Temperature	-40		+85	°C	
15	Package	C1, C2, C4, C7			-	Handling power is different with PKG

Ordering Information

PMMP-C-(6+1)×1-F(B)-Pump wavelength/Pump power-Signal wavelength-Pump fiber/Signal fiber-Output fiber-Package-Fiber length

Note :

F: Forward pump; B: Backward pump.

Pump/Signal/Output fiber: refer to fiber codes.

Package: C1, C2, C4, C7

C1: 5W/port; C2: 5W/port; C4: total power < 150W, C7: total power ≥150W