

PM (2+1)×1 Multi-Mode Pump Combiner (PMMPC)

Description

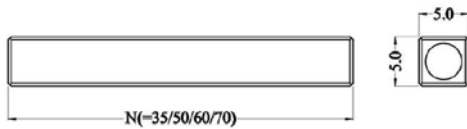
This PM (2+1)×1 multi-mode fiber combiner is designed for high power fiber laser application. It combines two pump lasers and one PM signal channel into one double cladding PM output fiber. Fiber type can be customized.

Key Features


- High Signal Transfer Efficiency
- High Pump Efficiency
- High PER
- Wavelength Insensitive
- Custom Configurations Available

Mechanical Dimension


C1: 50x5x5



C2: Ø4x60



C4: 70x12x8



Unit: mm
Specifications

Parameters/Test conditions		Min	Typ.	Max	Unit	Note
1	Signal Operating Wavelength	1000	1064	1100	nm	
2	Pump Operating Wavelength	800		1000	nm	
3	Pump Fiber	Core Diameter		105	μm	Refer to fiber codes
4		Cladding Diameter		125	μm	
5		Numerical Aperture	0.15, 0.22		-	
6	Signal Fiber	PM 20/125 SCF or PM 20/125 DCF				Refer to fiber codes
		Pump Efficiency (%)		Signal Insertion Loss (dB)		Refer to fiber codes
7	Output Fiber	PM 20/125 DCF *		>90 (Typ. 93) <0.5 (Typ. 0.3)		
		PM 20/125 DCF **		>90 (Typ. 93) <0.7 (Typ. 0.5)		
8	PER	18			dB	
9	M ²			1.3	-	
10	Optical Isolation	25	30		dB	
11	Fiber Length	0.8			m	Each port
12	Power Handling			25	W	Each port
13	Operating Environment Temperature	-5		+70	°C	
14	Operating Humidity	5		95	%RH	Not recommend in high humidity for long time.
15	Storage Temperature	-40		+85	°C	
16	Package	C1, C2, C4			-	Handling power is different with PKG

* PM 20/125 DCF signal fiber to PM 20/125 DCF;

** PM 20/125 SCF signal fiber to PM 20/125 DCF.

Ordering Information

PMMP-C-(2+1)×1-F(B)-Pump wavelength/Pump power-Signal wavelength-Pump fiber/Signal fiber-Output fiber-Package-Fiber length

Note :

F: Forward pump; B: Backward pump.

Pump/Signal/Output fiber: refer to fiber codes.

Package: C1, C2, C4

C1: 10W/port; C2: 10W/port; C4: 25W/port